












Container	Description	Configuration Temp (°C)	Performance in hours at 30°C	External Dims (mm)	Payload Dims (mm)	Payload Volume (litres)	Tare Weight (kg)	Volumetric (kg) (6000cc)
 KTEvolution26 T KTEvolution26 R KTEvolution26 F KTEvolution26 D	Hand-held container is a manually handleable by two persons, weatherproof, and washable supply chain solution.	+15 to +25 +2 to +8 -25 to -15 <-60	120+	(LWH) 443 x 403 x 545 443 x 403 x 545 443 x 403 x 545 443 x 403 x 545	(LWH) 300 X 260 X 340 300 X 260 X 340 300 X 260 X 340 300 X 260 X 340	26.5	29 21.5 26 21.5	16.2
 KTEvolution57 T KTEvolution57 R KTEvolution57 F KTEvolution57 D	Hand-held container is a manually handleable by two persons, weatherproof, and washable supply chain solution.	+15 to +25 +2 to +8 -25 to -15 <-60	120+	703 x 443 x 545 703 x 443 x 545 703 x 443 x 545 703 x 443 x 545	560 X 300 X 340 560 X 300 X 340 560 X 300 X 340 560 X 300 X 340	57.1	46 33 41 31	28.3
 KT400 T KT400 R-S KT400 F	Loose cargo load/less than pallet load for narrow-bodied aircraft and light goods vehicles. KT400R-H specially designed for extreme conditions	+15 to +25 +2 to +8 -25 to -15	120+ 120+ 120+	1200 x 800 x 1050 1200 x 800 x 1050 1200 x 800 x 1050	900 x 500 x 585 900 x 500 x 585 900 x 500 x 585	263 263 263	248 188 220	168 168 168
 KT400 D	Loose cargo load/less than pallet load, ultra-cold payload for narrow-bodied aircraft and light goods vehicles	-80 to -60 -80 to -60 -80 to -60	120+ 120+ 120+	1200 x 800 x 1050 1200 x 800 x 1050 1200 x 800 x 1050 1200 x 800 x 1050	1020 x 610 x 750* 789 x 522 x 509 885 x 460 x 595 705 x 454 x 588	466* 209 242 188	70* 226 (based on 127 packout) 214 (based on 157 packout) 228 (based on 025 packout)	168 168 168 168
 KTM21 T KTM21 R KTM21 F	"Low" Euro pallet payload, for narrow-bodied aircraft and light goods vehicles	+15 to +25 +2 to +8 -25 to -15	120+ 120+ 120+	1550 x 1130 x 930 1550 x 1130 x 930 1550 x 1130 x 930	1250 x 820 x 550 1250 x 820 x 550 1250 x 820 x 550	564 564 564	322 269 305	271 271 271
 KTM31 T KTM31 R KTM31 F	"Low" US pallet payload, for narrow-bodied aircraft and light goods vehicles	+15 to +25 +2 to +8 -25 to -15	120+ 120+ 120+	1550 x 1540 x 930 1550 x 1540 x 930 1550 x 1540 x 930	1250 x 1230 x 550 1250 x 1230 x 550 1250 x 1230 x 550	846 846 846	415 344 393	370 370 370
 KTM22 T KTM22 R KTM22 F	Single Euro pallet payload for wide-bodied aircraft and light goods vehicles	+15 to +25 +2 to +8 -25 to -15	120+ 120+ 120+	1550 x 1130 x 1580 1550 x 1130 x 1580 1550 x 1130 x 1580	1250 x 820 x 1200 1250 x 820 x 1200 1250 x 820 x 1200	1230 1230 1230	483 400 457	461 461 461
 KTM32 T KTM32 R KTM32 F	Single US pallet payload for wide-bodied aircraft and pallet vehicles	+15 to +25 +2 to +8 -25 to -15	120+ 120+ 120+	1550 x 1540 x 1580 1550 x 1540 x 1580 1550 x 1540 x 1580	1250 x 1230 x 1200 1250 x 1230 x 1200 1250 x 1230 x 1200	1845 1845 1845	609 503 576	629 629 629
 KTM42 T KTM42 R KTM42 F	Double Euro pallet payload for wide-bodied aircraft and pallet vehicles	+15 to +25 +2 to +8 -25 to -15	120+ 120+ 120+	1550 x 1950 x 1580 1550 x 1950 x 1580 1550 x 1950 x 1580	1250 x 1640 x 1200 1250 x 1640 x 1200 1250 x 1640 x 1200	2460 2460 2460	751 621 710	796 796 796
 KTM42 D	Ultra Cold, Double Euro pallet payload for wide-bodied aircraft and pallet vehicles	-80 to -60	120+ in a constant refrigerated environment	1550 x 1950 x 1580	1250 x 1640 x 1200	2153	617 417*	796
 KTM52 T KTM52 R KTM52 F	Double US pallet payload for wide-bodied aircraft and pallet vehicles	+15 to +25 +2 to +8 -25 to -15	120+ 120+ 120+	1550 x 2360 x 1580 1550 x 2360 x 1580 1550 x 2360 x 1580	1250 x 2050 x 1200 1250 x 2050 x 1200 1250 x 2050 x 1200	3075 3075 3075	888 734 840	963 963 963